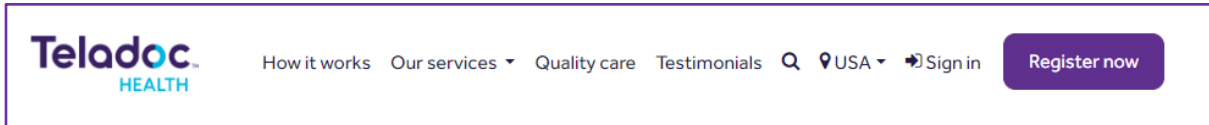




Registering for Teladoc

Egyptian Trust members who participate in any of the Trust health plans or the voluntary Teladoc plan are eligible to receive 24/7 access to a U.S. board certified doctor through the convenience of phone, video, or mobile app visits at **NO COST**. Follow the steps below to ensure your account is set up correctly under the Egyptian Trust benefit program.

1. Go to [Teladoc.com](https://teladoc.com) and click **Register Now**



2. Fill in the required fields shown below.

Tell us about you

Enter your information just as it appears on your health insurance card or pay stub.

* Required

First Name*

Last Name*

Email*

Country*

United States Of America

ZIP code*

Sex assigned at birth*

Date Of Birth*
MM/DD/YYYY

I have a code from my employer, insurance or Teladoc Health.

Next

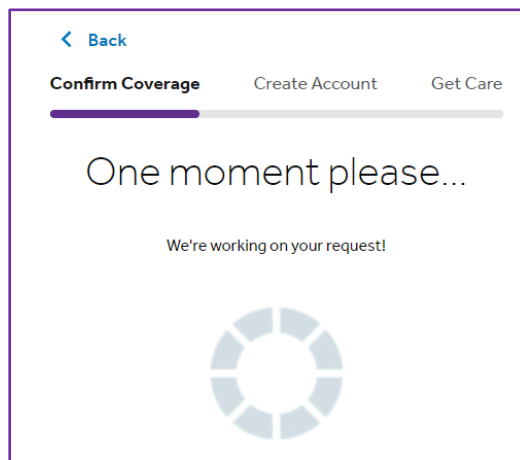
Leave this box unchecked. The Trust does not have an “employer code”.

Click **Next** after entering your information in the required fields.

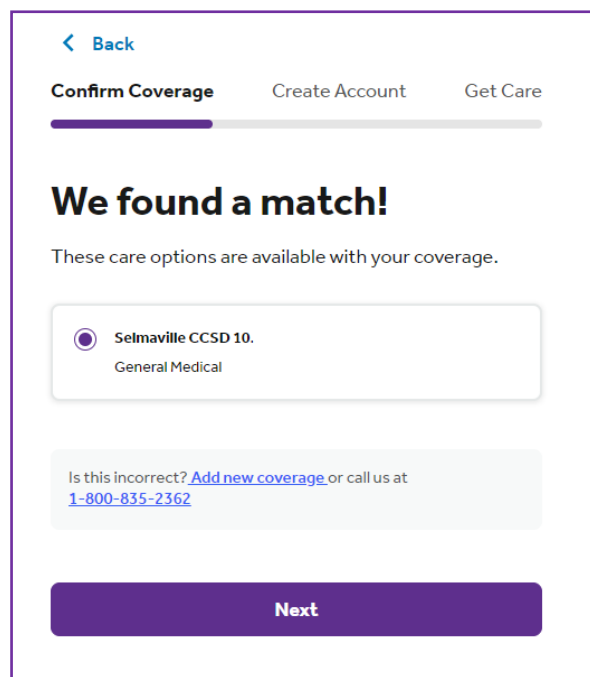


Registering for Teladoc

3. Teladoc will search for your eligibility data in their records.



4. Teladoc should find your employer district. Select your district and click **Next** to continue setting up your account. *If your district is not listed, do not proceed as your account will NOT be set up under the Trust benefits. Contact your district for assistance to confirm your eligibility information has been submitted to Teladoc.**



5. Complete the remaining screens to create your Teladoc account and get care.

**If you proceed with care or set up your account without your district name attached, Teladoc will charge a \$40 copayment for the services you receive.*